

THE NEW ŠKODA SUPERB SCOUT



ŠKODA
SIMPLY CLEVER



MADE FOR ADVENTURE

Even if the urban jungle offers some kind of adventure, the real excitement sometimes starts where normal streets end. Fortunately, the ŠKODA SUPERB SCOUT is at home on both terrains. In the exclusive wagon version, it combines the comfort of a city limousine with the off-road character of an SUV. Not only does it look elegant all round, it's also protected all around. Thanks to the rough road package and the higher chassis, flying stones and dust are no bother – no matter where the 4x4 drive takes you.

That's Simply Clever. That's ŠKODA.



EXTERIOR ELEMENTS

The ŠKODA SUPERB SCOUT is ready for any challenge. It comes with protective exterior elements, which give the elegant ŠKODA SUPERB SCOUT robustness and a tougher look. They also help protect the body when driving beyond paved roads. The higher chassis is equipped with the rough road package, so you can go off paved roads without trepidation.



COMFORT, STYLE AND FUNCTIONALITY

For your maximum comfort, the ŠKODA SUPERB SCOUT can be upholstered with a combination of black Alcantara® black leather^o appointed upholstery. The electrically adjustable driver seat with built-in memory comes as standard. The multifunctional leather steering wheel, which lets you control the radio, phone and alternatively DSG, is equipped with heating function, controlled via the infotainment system.

^oLeather appointed seats have a combination of genuine and artificial leather, but are not wholly leather.



OFF-ROAD MODE

There are no wrong turns with off-road mode. Well, within reason. Our off-road mode is perfect for driving on unpaved surfaces, and even adapts torque distribution to different road conditions. Or when there's no road at all. That's why we've also included Off-Road Navigation. Featuring a compass, wheel angle indicator and more clever capabilities. We turn the road less taken into the easiest one to drive.

UPHOLSTERY/WHEELS/COLOURS



Alcantara® black leather° appointed upholstery

18" BRAGA anthracite alloy wheels (standard)



19" MANASLU anthracite alloy wheels (optional)




MOON WHITE
METALLIC




BRILLIANT SILVER
METALLIC




STEEL GREY




QUARTZ GREY
METALLIC



PREMIUM TANGERINE ORANGE
METALLIC



LAVA BLUE
METALLIC



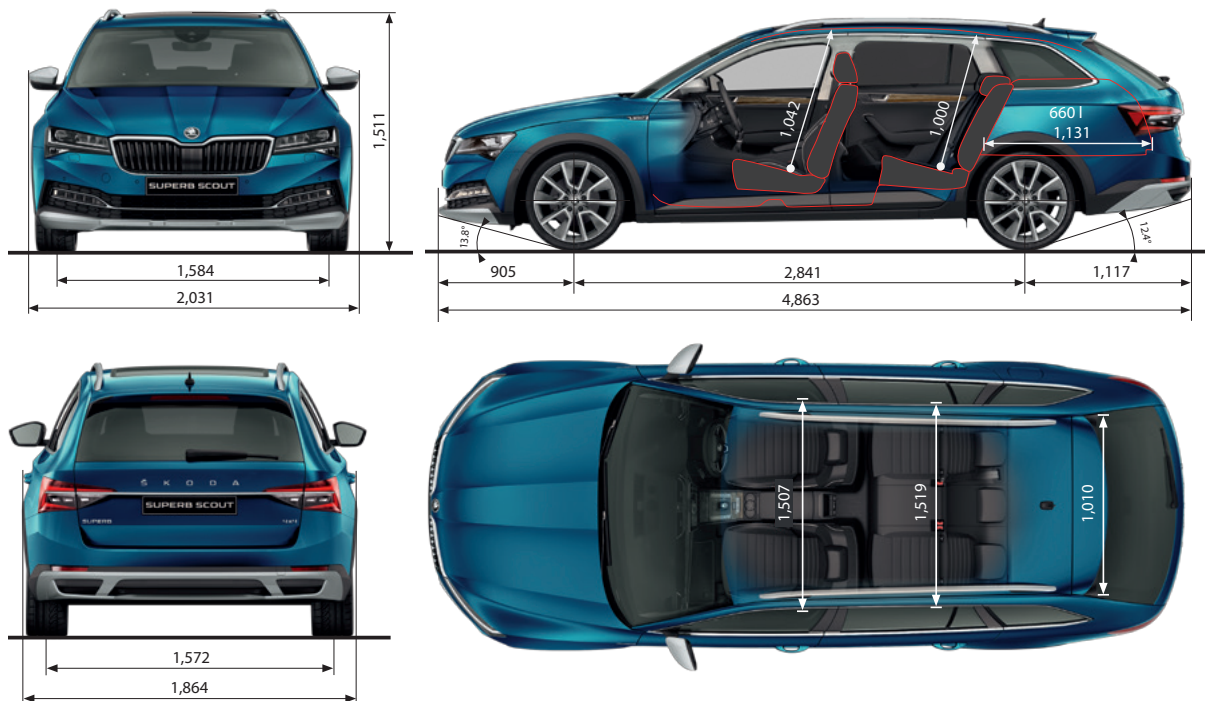
MAGIC BLACK
PEARL

Please note that metallic and pearl effect paint are optional at extra cost. The print process does not allow for exact reproduction of the exterior or the upholstery colours.

Please contact your ŠKODA Dealer for further information on colours and upholstery combinations.

°Leather appointed seats have a combination of genuine and artificial leather, but are not wholly leather.

TECHNICAL SPECIFICATIONS	2.0 TSI/200 kW 4x4
ENGINE	Turbocharged petrol engine
Cylinders/Cubic capacity (cc)	4/1,984
Max. performance/Revs (kW/rpm)	200/5,500–6,500
Max. torque/Revs (Nm/rpm)	350/2,000–5,400
Air pollution regulation	EU6DG
Fuel	Petrol, RON min. 95
PERFORMANCE	
Maximum speed (km/h)	250
Acceleration 0–100 km/h (s)	5.7
Fuel consumption (l/100 km)**	
– urban	9.0
– extra-urban	6.0
– combined	7.1
CO ₂ emissions (g/km) – combined	161
POWER TRANSMISSION	
Type	4x4
Clutch	Twin coaxial clutch, electro-hydraulically operated
Transmission	A7-speed DSG
WEIGHT	
Tare mass	1,638
Gross vehicle mass	2,307
Max. roof load	100
Max. trailer load w/o brakes	750
Max. trailer load with brakes	2,200



FURTHER SPECIFICATIONS			
Body		Tyres	235/45 R18
Type	5-seater, 5-door, 2-compartment	Exterior dimensions	
Drag coefficient C _w	TSI	Length/width (mm)	4,863/1,864
Turning circle diameter (m)	11.1m	Height (mm)	1,511
Chassis		Wheel base (mm)	2,841
Front axle	McPherson suspension with lower triangular links and torsion stabiliser	Track front/rear	1581/1565 (18" wheels), 1575/1595 (19" wheels)
Rear axle	Multi-element axle, with longitudinal and transverse links, with torsion stabiliser	Clearance (mm)	151
Braking system	Hydraulic dual-diagonal circuit braking system vacuum assisted with Dual Rate	Interior dimensions	
– front/rear brakes	Disc brakes with inner cooling and with single-piston floating calliper/disc brakes	Lateral room front/rear (mm)	1,507/1,519
Steering	Direct rack-and-pinion steering with electro-mechanical power steering	Effective head room front/rear (mm)	1,042/1,000
Wheels	8.5J x 18"	Luggage storage space (max. l)	
		Without spare tyre, with rear seat backrests – upright/down	660/1,950

This system injects AdBlue® to reduce mono-nitrogen oxides (NO_x).

The volume of the AdBlue® tank is 16 l and consumption depends on the driving style.

**Fuel consumption figures according to Australia Design Rule (ADR) 81/02 derived from laboratory testing. Factors including but not limited to driving style, road and traffic conditions, environmental influences, vehicle condition, and accessories fitted, will in practice in the real world lead to figures, which generally differ, from those advertised. Advertised figures are meant for comparison amongst vehicles only.